

Follett 7/15-Series

Cold Water/Chewblet Ice Dispenser

Features:

Compact Size When Needed

Available as a Counter-Top model, optional Under-Cabinet or Floor Standing cabinets

Great for Small-Medium Offices

Internal storage designed to serve up to 25 people (7-Series: 140 servings per 10 hr day) or up to 50 people (160 servings per 10 hr day)

Makes Delicious Chewblet Ice Cubes

Soft, chewable, compressed nugget ice is preferred to cubes

Environmentally Friendly

Energy saving sleep mode, and R134a refrigerant with 0-ozone depletion potential

Durable, Attractive Dispenser

Modern styling, stainless steel exterior with accent trim

Dispense-activated soft blue light illuminates point-of-use

Plumbed Water System

Must be plumbed into a water line



Follett 7-Series



Follett 15-Series

Other Counter Top Water Options:

Crystal Mountain Avalanche



ION Pure Refreshment

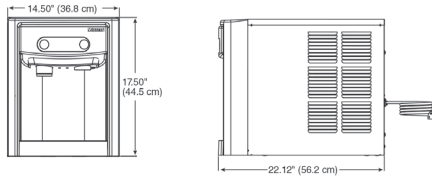


Chiller 3CT

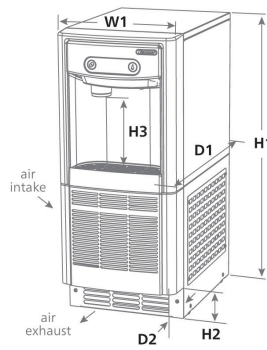




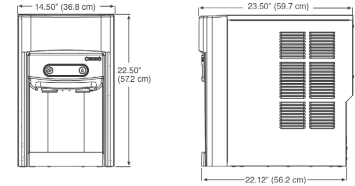
7-Series Countertop



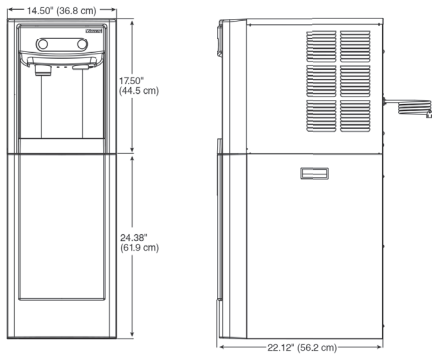
7-Series UnderCounter



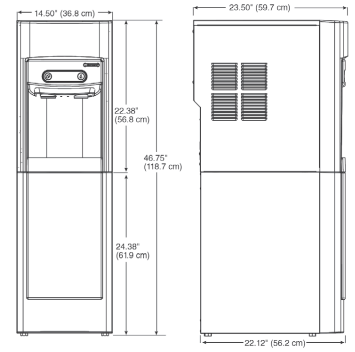
15-Series Countertop



7-Series Freestanding



15-Series Freestanding



Dimensions

7-Series Countertop:
H 17.5" x W 14.5" x D 22.12"

7-Series w/ Floor-Standing Cabinet:
H 42" x W 14.5" x D 22.12"

7-Series w/ Under-Counter Cabinet:
H 33.5" x W 14.5" x D 22.12"

15-Series Countertop
H 22.5" x W 14.5" x D 23.5

15-Series w/ Floor-Standing Cabinet:
H 46.75" x W 14.5" x D 23.5"

Electrical

115V / 60 / 1

Water Supply Option

Direct-Plumbed

Dry Weight

CT 90 lbs; UC; FS 120lb

Water/Ice Options

Cold Water, Chewlet Ice

Contact your Parks Coffee Representative today!

(800) 889-7827 | ParksCoffee.com

Name _____

Date _____

Phone _____

Email _____